

# SCHOOL REPORT 2000

*Working Together to Educate Each Child and Promote Success*

## Our Focus: Student Learning and Achievement

**A**cross Frederick County, classroom activities focus squarely on learning and student achievement. Nine strategic goals — each supported by high standards and judged by quantifiable measures — hold us accountable for every student's continuing progress. By many yardsticks, FCPS' performance is positive.

### Performance

This year for the first time, all students in grades two, four and six took the Comprehensive Test of Basic Skills (CTBS/5), a norm-referenced test now required in Maryland and used in many other school systems nationwide. While nationally 25% of students would be expected to perform in the highest quartile, 35% of FCPS students ranked in this top group.

**When a test effectively assesses the critical thinking and problem-solving skills that are fundamental to success in school and in life, the results can be very meaningful.**

For the past several years, FCPS students have consistently outperformed their

counterparts in Maryland and the U.S. on the SAT-1 college admissions exam. 2000 was no exception, with a combined math and verbal score of 1049 placing FCPS 33 points above Maryland and 30 points above the national mean.



Advanced Placement courses, which raise academic expectations considerably at the high school level, attracted greater participation this past year. 1,764 students took the challenging AP exams, and nearly 70% scored at or above the level required to receive college credit for the course. A larger share of the senior class met Maryland's Certificate of Merit graduation requirements, too, further confirmation that FCPS students are aspiring toward high standards.

Our scores on the Maryland School Performance Assessment Program (MSPAP) are disappointingly flat in most areas, allowing other school systems to pass us. Our system is now ranked 9th among the state's 24 jurisdictions. This series of rigorous tests, given in third, fifth and eighth grades statewide, is just one gauge of our performance. But because it effectively assesses the critical thinking and problem-solving skills that are fundamental to success in school and in life, we are looking hard at the reasons for the lack of improvement and even harder at what must be done to redirect the trend.

### Plans for Improvement

In every area of accountability, efforts are ongoing to improve the caliber of education and "raise the bar" for students:

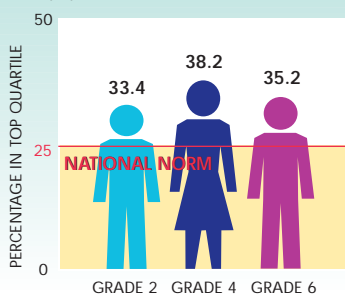
- Reading and early childhood education initiatives are being enhanced systemwide.
- Students entering ninth grade in fall 2002 will have increased graduation requirements.
- The letter grade "D" will no longer be a passing grade in high school beginning in the 2002-2003 school year.
- A wide-scale realignment of our curriculum and assessments will elevate standards for *what* and *how* we teach, how we *test* what we teach, and how we expect students to *perform* as a result.

Major emphasis in the months and years to come will be on the individual student. Teachers will closely observe and identify patterns of limitation and strength in each child, respond with appropriate supports and expectations, and keep parents informed as to how they can monitor their child's progress. We will continue to concentrate on enriching and motivating minority and economically disadvantaged students.

These efforts, and others like them, are multi-year processes that will not realize significant benefits for at least two years. Curriculum and assessment revisions will require a considerable commitment of time for teacher training and student evaluation outside the classroom. Turnover in our teacher ranks and the large number of first-time educators entering our workforce will complicate our ability to rapidly improve performance. We are closely examining our calendar, teacher salaries, and budget to find the time and financial resources to effect needed change. ■

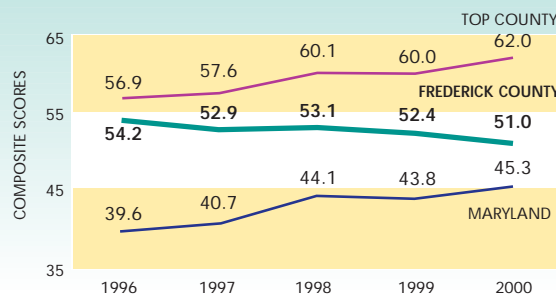
#### CTBS/5

Higher percentages of FCPS students scored in the top quartile than the national norm of 25%.



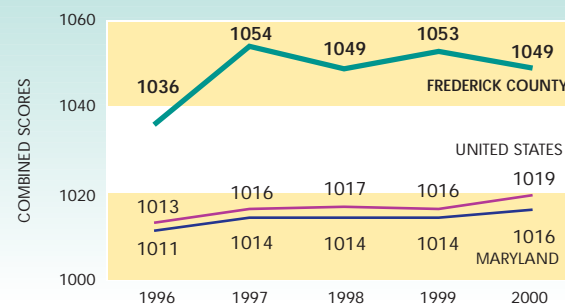
#### MSPAP

FCPS' composite score on the 2000 Maryland School Performance Assessment Program tests continues a relatively flat trend.



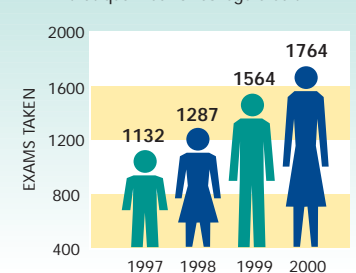
#### SAT-1

58% of all FCPS seniors took the SAT-1 college entrance exam.



#### ADVANCED PLACEMENT

More students took AP exams last year than in 1999, and 70% earned scores that qualified for college credit.



# A School System Under Construction



**D**uring the last decade, Frederick County's population grew by more than 50,000 residents, and public school enrollment rose by 10,000 students. FCPS opened 10 new schools and expanded another 10.

In August 2000, the new Gov. Thomas Johnson Middle School opened to 800 students. Completed at a cost of \$13.8 million, it spent more than three years in planning, design and construction — a typical timeframe for a new school. Major expansions were also completed at Wolfsville Elementary and Catoctin High schools.

Today building enrollment stands at 98% of capacity systemwide. Yet 22 schools have

**State tax dollars foot 45-65% of construction costs for new schools, expansions and renovations. County revenues cover the balance. The county alone pays for land, engineering and architectural services, off-site improvements and equipment.**

more students than they were designed to accommodate. Additionally, of the 29 schools aged 25 years or older, many qualify for modernization.

The FCPS Educational Facilities Master Plan shows 10 more new schools, expansions and renovations on the drawing board for opening by

2006. Updated annually, the plan takes a 10-year future look at demographic and development trends to forecast school facility needs. The Board's goal is to halve the number of overcrowded schools by 2006.

By 2010, FCPS will have more than 42,000 students, up 17% in a decade. Attendance boundary lines ultimately will be redrawn in almost every area of the county to accommodate new schools, requiring families to shift their allegiances from one school community to another. The adjustment must be made, however, to provide our county's students adequate classroom space in modern, well-maintained buildings. ■

## CURRENT CONSTRUCTION PROJECTS

SCHOOL	TYPE	STUDENT CAPACITY	CONSTRUCTION COST	OPENING
Oakdale Elementary	New	466	\$11.2 M	2001
Thurmont Middle	Renovation/expansion	900	\$11.3 M	2001
Thurmont Primary	New	416	\$7.3 M	2001
Oakdale Middle	New	600	\$15.6 M	2001-02
Gov. Thomas Johnson High	Renovation/expansion	2,100	\$28 M	2002



## IN THE MASTER PLAN

SCHOOL	SCHEDULED OPENING
New Central County High	2003
New Frederick City Area Elementary (south)	2004
New Frederick City Area Middle	2004
Brunswick Middle addition	2005
New Middletown Area Elementary	2005
New Urbana Area Elementary	2005
Urbana High addition	2005
Valley Elementary addition/modernization	2005
New Urbana Area Middle	2006
South Frederick "B" Elementary modernization/addition	2006

# The Changing Face of Our Teacher Workforce



In a time when standards are being increased and expectations for student achievement are rising, school systems across the nation face record shortages and high turnover among teachers. Frederick County is no exception. During the past year, FCPS recruited and hired 298 teachers. 60% were new to the profession.

Our potential to attract and retain qualified teachers will depend heavily on our ability to compete in the salary market. Last June, FCPS gave teachers a 5.8% pay raise, a move that enabled us to keep pace with other counties that met the Governor's challenge to increase teacher pay by 4% in return for 1% in state dollars. Although our salary status in Maryland improved slightly overall, Frederick County remains 15th of 24 systems for entry-level teacher salaries.

Efforts to "grow our own" are also paying dividends. Mentoring programs support young teachers during the difficult early years. Leadership training develops tomorrow's administrators from among today's promising classroom teachers. Last year, more than 100 former substitutes, support employees and student teachers rose "through the ranks" to full-time teaching positions, many assisted by an enhanced tuition reimbursement program. ■

## OF 298 TEACHERS HIRED IN 1999-2000\*..

- 143 were first-time teachers with a Bachelor's degree
- 93 held Master's degrees
- 64 had 6-10 years of previous teaching experience
- 66 were former FCPS substitutes
- 38 student-taught in FCPS
- 13 were former support employees
- 18 were minorities
- 137 lived in Frederick County
- 47 graduated from FCPS \* New hires Oct. 1999 - Oct. 2000

## TEACHER SALARIES

- Entry-level teacher with Bachelor's - \$30,042
- Entry-level teacher with Master's - \$32,309
- Teacher with 10 years experience - \$42,600

# FCPS Facts & Figures

## 2000 - 2001 Student Population

**ENROLLMENT** — 36,961

**DEMOGRAPHICS** — 86.4% White, 9% African American, 2.3% Hispanic, 2.3% American Indian, Alaskan Native, Asian, Pacific Islander

**LANGUAGES** — 306 students participate in English as Second Language classes; dominant native languages: Spanish (196), Chinese, Russian, Korean, Burmese, Vietnamese

**GIFTED & TALENTED** — 40% in Grades 1-5, 1.75% in elementary magnet schools; 50% in middle school honors/enrichment; 26% in grades 11-12 Advanced Placement

**SPECIAL EDUCATION** — 4,463 students of whom 313 attend special schools

**LOW INCOME** — 13% of students qualify for free and reduced-price meals

2000 - 2001 ENROLLMENT	
Pre-K & Kindergarten	2,986
Elementary School (grades 1-5)	14,442
Middle School (grades 6-8)	8,552
High School (grades 9-12)	10,458
Special Schools	523

## Schools

**EXISTING** — 49 traditional, 4 special

**OVER CAPACITY** — 22

**OVER 25 YEARS OLD** — 29

**AVERAGE CLASS SIZE** — 22 elementary, 23 middle, 25 high

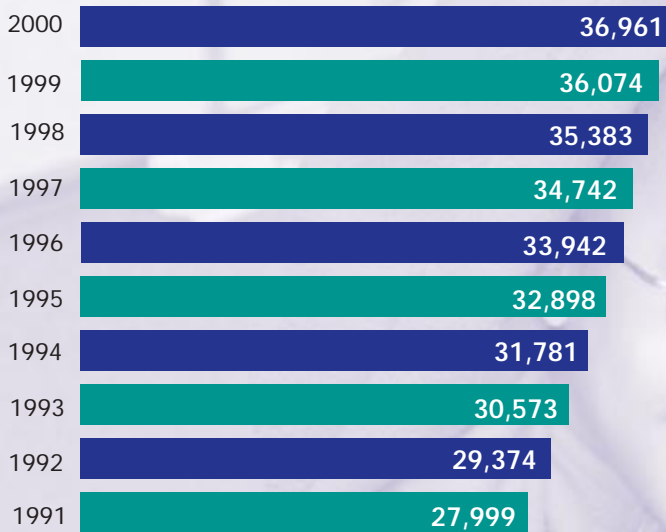
**PORTABLE CLASSROOMS** — 128

**PORTABLE COSTS** — \$50,000 to purchase, \$23,000 to relocate

**OPENING 2001-02** — 3 new schools, 1 renovation/expansion

**OPENING 2002-06** — 6 new schools, 4 renovations/expansions

## Enrollment



## Performance

**CTBS/5** — 33.4% in grade 2, 38.2% in grade 4 and 35.2% in grade 6 scored in top quartile, compared to 25% nationally

**MSPAP** — 51.0 composite index, compared to 45.3 for Maryland and 62.0 for top county

**ADVANCED PLACEMENT** — 70% scored at or above the level for college credit

**SAT-1** — 1049 combined score, compared to nation's 1019 and Maryland's 1016

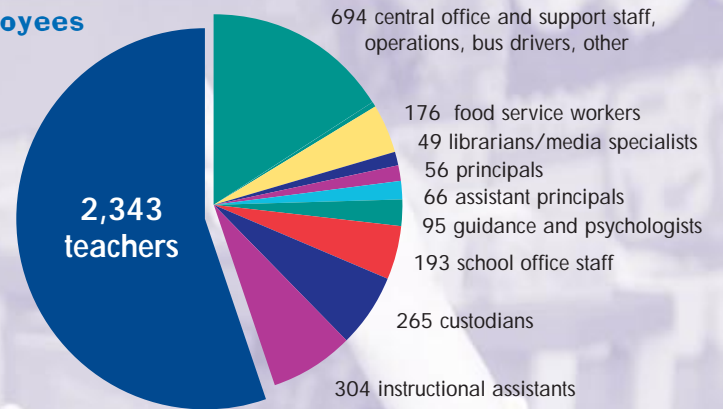
**CERTIFICATE OF MERIT** — 52% of high school seniors earned

**ATTENDANCE RATE** — 93.6%

**DROPOUT RATE** — 2.67%

**BLUE RIBBON SCHOOLS** — 7 national and 4 state winners, 1 honorable mention

## 4,241 Employees



## Health & Student Support Services

**HEALTH ROOM VISITS** — 2,000 per day average, 60% for medication administration

**HEALTH SCREENINGS** — 12,804 vision, 11,285 hearing, 2,607 scoliosis

**GUIDANCE COUNSELOR TO STUDENT RATIOS** — 1:587 elementary, 1:454 middle, 1:360 high

**PSYCHOLOGIST TO STUDENT RATIO** — 1:2003

## Bus Transportation

**BUSES** — 391

**RIDERS** — 29,550

**MILES TRAVELED** — 33,000 per school day

**BUS COST** — \$51,000

## School Meals

**SERVED DAILY** — 13,807 lunches, 1,278 breakfasts

**FULL PRICE STUDENT LUNCH** — \$1.50 elementary, \$1.75 secondary

**REDUCED-PRICE STUDENT LUNCH** — \$ .40

**COST OF LUNCH TO FCPS** — \$2.77

**FEDERAL AND STATE SUBSIDIES** — average \$.71 per meal

## Technology

**COMPUTERS** — 1 for every 7 students

**INTERNET CONNECTED** — 100% of schools

**DISTANCE LEARNING** — currently offered at 4 high schools

## Budget 1999-2000\*

**OPERATIONS** — \$239.08 million

County, state and federal funds along with grants cover day-to-day school system operations and activities, including salaries, instructional materials and equipment, bus transportation, technology and training.

**FOOD SERVICE** — \$6.86 million

Federal and state funds and income from selling meals reimburse FCPS for the cost of school meals.

**SCHOOL CONSTRUCTION (CAPITAL)** — \$43.47 million

State and county dollars pay for new school construction, major renovations and additions, land purchases, technology equipment and related capital expenses.

## Operating Fund 1999-2000

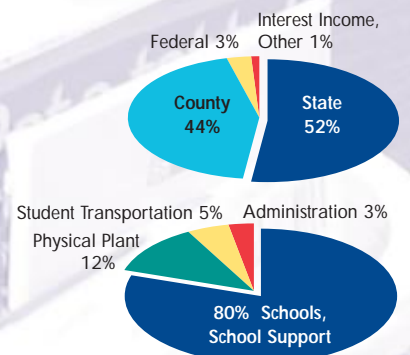
### WHERE THE MONEY COMES FROM

State	\$124.32 million
County	\$105.20 million
Federal	\$ 7.17 million
Interest Income, Other	\$ 2.39 million

### HOW THE MONEY IS USED

Schools, School Support	\$189.67 million
Physical Plant	\$ 29.01 million
Student Transportation	\$ 11.55 million
Administration	\$ 6.00 million

In 1999-00, FCPS spent an average of \$6,627 to educate each student.



\*The audited annual financial report for 1999 - 2000 is available from the FCPS Office of the Comptroller, 7630 Hayward Road, Frederick, Maryland 21702.

# The Power of Parents and Community

**D**uring the past year, FCPS offered a variety of opportunities for parents, businesses and the citizenry as a whole to communicate with us and be involved in education.

Recognizing that contemporary society's hectic pace can make staying in touch difficult, FCPS broadened school-to-home communication avenues this year by installing phones and teacher voice-mail service in every classroom and office in 32 schools. With completion of our telecommunications rollout over the next few years, every teacher will be even more accessible.

Twice during the school year, conferences gave parents the chance to meet with



teachers to discuss their child's progress, learn about the curriculum and share concerns. School Improvement Teams at every school involved parent and business representatives in the process of setting goals, implementing strategies and evaluating

curriculum — tapped the expertise of community members to the advantage of education.

For the second year, FCPS utilized a telephone call-in survey to learn the public's education spending priorities. Responses from 1,500 people assisted the Board of Education in developing the operating budget proposal. The task force that examined the need to boost high school graduation requirements also used this polling technology, garnering 1,100 responses. Other efforts to engage citizens in conversation included town meeting-style budget and redistricting hearings, and a series of superintendent's roundtables at mid-year.

To enhance customer service, we launched a new, more informative Web site, [www.fcps.org](http://www.fcps.org). Programming on FCPS cable channel 18 also improved with the addition of an interview show hosted by the PTA, a news program and education-related satellite broadcasts of current interest.

On a performance survey conducted in spring 2000, a majority of parents and business/community members said they are satisfied with our efforts to inform and communicate with them. Work continues, however, toward the goal of building deeper, richer, more mutually rewarding relationships with parents, businesses, government officials and other citizens to enhance student achievement. ■


## In 1999 - 2000

- 8,906 volunteers gave their time and talent to FCPS
- 43 schools met or exceeded the state standard of two hours of adult volunteer time per student
- 291 local businesses and agencies were engaged in formal partnerships with FCPS
- Local companies gave 650 high school seniors work-study opportunities
- 94.8% of employers of students in work-based learning programs were satisfied with the students' performance

Research shows that what a child brings to school by way of background, experiences, parental support and expectations has significant impact on his or her academic success. Further, children who live in a community that values education are more likely to do well in school.

progress. Special task forces — such as the Minority Affairs Committee, Technology Advisory Committee and the group charged with auditing our K-12 social studies

## How Should FCPS Spend Our Education Dollars?



**T**his time annually, the Board of Education and FCPS administrators prepare an operating budget request for the next school year. Before we submit the request to the Frederick County Commissioners, we would like to know your top budget priorities. Please take a few minutes to express your opinion using Voice Poll®.

### Use Your Phone to Complete this 5-minute Questionnaire

1. Call 1-877-468-0585 (Toll Free).
2. When prompted, enter 8901.
3. Use your telephone keypad to enter your responses.

### Your Opinion Counts!

Call anytime, 24 hours a day, 7 days a week! It's free and confidential. For details, visit our Web site, [www.fcps.org](http://www.fcps.org). Survey ends midnight, January 21st.



In 1999-2000, Expansion Management magazine designated Frederick County a "Blue Ribbon" school district — in the top third in the nation among 1,500 communities evaluated for business relocation potential. Criteria included how well students learn, the graduation rate and the community's financial support for education.



Frederick County Public Schools

115 East Church Street  
Frederick, Maryland 21701

Non-Profit Org.  
U.S. Postage Paid  
Frederick, MD 21701  
Permit #32



This special report is designed to better acquaint the community with the work of the Frederick County public school system.

To find out more, contact the FCPS Communications Office, 301-694-1759, or visit our Web site, [www.fcps.org](http://www.fcps.org). Better yet, visit a school near you and see what's happening in today's classrooms.

POSTAL CUSTOMER